





Empire Mosaic - 9 1/2" x 11 3/4" (90083)*
*Empire Mosaic Pattern Covers .71 Sq. Ft.



Matterhorn - 11 1/2" x 11 1/2" (90078)



Fire & Ice Brick
11 3/4" x 10 1/2" (90069)



Fire & Ice Square
10 1/2" x 10 1/2" (90071)



Empire Border - 6" x 12" (90088)



Field Tile - 4" x 8" (90080)




Crown - 2" x 12" (99160)



Glacier Bay (90098)



Dark Amber (90095)



Provence (90096)



Dome 3/4" x 12" (99161)



Canyon Slate - 11 3/4" x 11 3/4" (90908)



Copper Mine - 11 5/8" x 11 7/8" (90909)





Matterhorn - 11 1/2" x 11 1/2" (90079)




Rustic Sienna - 12" x 12" (90086)



Fire & Ice Brick
11 3/4" x 10 1/2" (90070)



Fire & Ice Square
10 1/2" x 10 1/2" (90072)



Empire Mosaic - 9 1/2" x 11 3/4" (90084)*
*Empire Mosaic Pattern Covers .71 Sq. Ft.



Empire Border - 6" x 12" (90089)



Field Tile - 4" x 8" (90081)



Canyon Quartz - 11 3/4" x 11 3/4" (91008)



Silver Mine - 11 5/8" x 11 7/8" (91009)

POLISHED ICEBERG



Crown - 1 3/4" x 12" (90020)



Beveled Field Tile - 4" x 8" (90019)




Dome - 3/4" x 12" (90021)



Field Tile - 6" x 18" (90802)



Mesa Mosaic - 12" x 12" (90805)



Winward Plains Mosaic - 12" x 12" (90022)



Ridgerock Mosaic - 6" x 16" (90804)



POLISHED ALMOND CREAM



Crown - 1 3/4" x 12" (90506)



Dome - 3/4" x 12" (90507)



Beveled Field Tile - 4" x 8" (90501)



Field Tile - 6" x 18" (90502)



Mesa Mosaic - 12" x 12" (90505)




Winward Plains Mosaic - 12" x 12" (90503)



Ridgerock Mosaic - 6" x 16" (90504)



Pictured: Almond Cream - Ridgerock Mosaic - 6" x 16" (90504)



Crown - 1 3/4" x 12" (90706)



Dome - 3/4" x 12" (90707)



Beveled Field Tile - 4" x 8" (90701)



Field Tile - 6" x 18" (90702)



Mesa Mosaic - 12" x 12" (90705)



Winward Plains Mosaic - 12" x 12" (90703)



Ridgerock Mosaic - 6" x 16" (90704)

POLISHED LIGHT EMPERADOR



Crown - 1 3/4" x 12" (90606)



Dome - 3/4" x 12" (90607)



Beveled Field Tile - 4" x 8" (90601)



Field Tile - 6" x 18" (90602)



Mesa Mosaic - 12" x 12" (90605)




Winward Plains Mosaic - 12" x 12" (90603)



Ridgerock Mosaic - 6" x 16" (90604)

POLISHED ONYX



Basket Weave - 12" x 12" (90075)



Mini Bricks - 12" x 11 7/8" (90077)



Crown - 1 3/4" x 12" (90074)



Dome - 3/4" x 12" (90073)



Beveled Field - 4" x 8" (90091)

PRODUCT OFFERINGS

PIETRA OPUS Field Tiles		Field 6" x 18"	Beveled Field 4" x 8"	Beveled Field 4" x 8"	Field 4" x 8"
Onyx			90091		
Slate					90080
Quartz					90081
Iceberg*	90802	90019			
Almond Cream*	90502		90501		
Stonehedge Grey*	90702		90701		
Light Emperador*	90602		90601		

PIETRA OPUS Mosaics		Mesa Mosaics 12" x 12"	W/ward Plains 12" x 12"	RidgeRock 6" x 16"	Copper Mine† 11 5/8" x 11 7/8"	Silver Mine† 11 5/8" x 11 7/8"	Canyon Slate 11 3/4" x 11 3/4"	Canyon Quartz 11 3/4" x 11 3/4"	Fire & Ice Brick 11 3/4" x 10 1/2"	Fire & Ice Square 10 1/2" x 10 1/2"	Matterhorn 11 1/2" x 11 1/2"	Empire Mosaic 9 1/2" x 11 3/4"	Empire Mosaic 9 1/2" x 11 3/4"	Rustic Sienna 12" x 12"	Mini Bricks 12" x 11 7/8"	Basket Weave 12" x 12"
Onyx															90077	90075
Slate					90909		90908		90069	90071	90078	90083				
Quartz						91009		91008	90070	90072	90079		90084	90086		
Iceberg*	90805	90022	90804													
Almond Cream*	90505	90503	90504													
Stonehedge Grey*	90705	90703	90704													
Light Emperador*	90605	90603	90604													

PIETRA OPUS Architectural Mouldings & Accessories		Crown 2" x 12"	Crown 1 3/4" x 12"	Crown 1 3/4" x 12"	Dome 3/4" x 12"	Dome 3/4" x 12"	Dome 3/4" x 12"	Empire Border 6" x 12"	Empire Border 6" x 12"	Loose Glass Chips 2" x 2"
Onyx		90074		90073						
Slate	99160				99161		90088			
Quartz							90089			
Iceberg*			90020			90021				
Almond Cream*			90506			90507				
Stonehedge Grey*			90706			90707				
Light Emperador*			90606			90607				
Glacier Bay									90098	
Dark Amber									90095	
Provence									90096	

Cover Image: Quartz Fire & Ice Brick (90070)

Please Note:

All product shots are artistic interpretations of actual product. Due to the nature of the printing process, we recommend obtaining physical samples of product for actual color representation.

†Over time, all copper will patina due to oxidation (darkens or turns dark green). Do not use acids, alkalines, strippers, or solvent based sealers on the copper as it may remove the antiquing, and may cause stainless steel to rust. Once the copper patina is damaged or removed, or stainless steel has been damaged due to the use of aforementioned chemicals, it cannot be repaired or replaced. All metal can scratch and dent.

*Products are polished.

Designed & imported by Jeffrey Court in California.

620 Parkridge Avenue
Norco, California 92860

P | 951.340.3383
F | 951.340.2429

www.JeffreyCourt.com

