



TILE + STONE SOURCE

Know Your Tile

AMELIA
HD PORCELAIN TILE



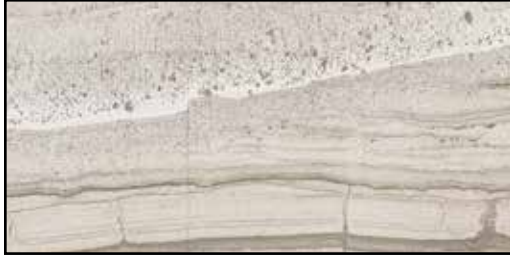
6x36 AMELIA MIST HD PORCELAIN TILE

AMELIA MIST
MATTE + POLISHED
HD PORCELAIN TILE



12x24 AMELIA MIST
HD PORCELAIN TILE

AMELIA MIST
MATTE + POLISHED
HD PORCELAIN TILE



12x24 AMELIA MIST
HD PORCELAIN TILE
320-69-069(M) 320-69-863(P)



6x36 AMELIA MIST
HD PORCELAIN TILE
320-62-723(M)



18x36 AMELIA MIST
HD PORCELAIN TILE
320-68-305(M)



2x2 BASKETWEAVE AMELIA MIST
HD PORCELAIN MOSAIC
320-69-073(M)



3x12 BULLNOSE AMELIA MIST
HD PORCELAIN
320-69-077(M) 320-69-867(P)

AMELIA SMOKE
MATTE + POLISHED
HD PORCELAIN TILE



6x36 AMELIA SMOKE
HD PORCELAIN TILE

AMELIA SMOKE
MATTE + POLISHED
HD PORCELAIN TILE



12x24 AMELIA SMOKE
HD PORCELAIN TILE
320-69-070(M) 320-69-864(P)



6x36 AMELIA SMOKE
HD PORCELAIN TILE
320-62-724(M)



18x36 AMELIA SMOKE
HD PORCELAIN TILE
320-68-306(M)



2x2 BASKETWEAVE AMELIA SMOKE
HD PORCELAIN
320-69-074(M)



3x12 BULLNOSE AMELIA SMOKE
HD PORCELAIN
320-69-078(M) 320-69-868(P)

AMELIA EARTH
MATTE + POLISHED
HD PORCELAIN TILE



6x36 AMELIA EARTH
HD PORCELAIN TILE

AMELIA EARTH
MATTE + POLISHED
HD PORCELAIN TILE



12x24 AMELIA EARTH
HD PORCELAIN TILE
320-69-072(M) 320-69-866(P)



6x36 AMELIA EARTH
HD PORCELAIN TILE
320-62-726(M)



18x36 AMELIA EARTH
HD PORCELAIN TILE
320-68-308(M)




2x2 BASKETWEAVE AMELIA EARTH
HD PORCELAIN MOSAIC
320-69-076(M)



3x12 BULLNOSE AMELIA EARTH
HD PORCELAIN
320-69-080(M) 320-69-870(P)

AMELIA CARBON
MATTE + POLISHED
HD PORCELAIN TILE



12x24 AMELIA CARBON
HD PORCELAIN TILE


AMELIA CARBON
MATTE + POLISHED
HD PORCELAIN TILE




12x24 AMELIA CARBON
HD PORCELAIN TILE
320-69-071(M) 320-69-865(P)



6x36 AMELIA CARBON
HD PORCELAIN TILE
320-62-725(M)



18x36 AMELIA CARBON
HD PORCELAIN TILE
320-68-307(M)



2x2 BASKETWEAVE AMELIA CARBON
HD PORCELAIN MOSAIC
320-69-075(M)



3x12 BULLNOSE AMELIA CARBON
HD PORCELAIN
320-69-079(M) 320-69-869(P)

Packaging Information

DESCRIPTION	ITEM CODE				LBS/ BOX	PCS/ BOX	SQFT/ BOX	PCS/ SKID	SQFT/ SKID
	MIST	SMOKE	EARTH	CARBON					
12"x24" AMELIA MATTE	320-69-069	320-69-070	320-69-072	320-69-071	69.03	8	16	256	512
12"x24" AMELIA POLISHED	320-69-863	320-69-864	320-69-866	320-69-865	71.06	8	16	245	490.88
6"x36" AMELIA MATTE	320-62-723	320-62-724	320-62-726	320-62-725	41.64	6	9	340	510.6
18"x36" AMELIA MATTE	320-68-305	320-68-306	320-68-308	320-68-307	62.875	3	13.5	72	323.5
2"x2" BASKETWEAVE AMELIA MATTE	320-69-073	320-69-074	320-69-076	320-69-075	42.48	10	10	480	480
3"x12" BULLNOSE AMELIA MATTE	320-69-077	320-69-078	320-69-080	320-69-079	20	20	5	2380	595
3"x12" BULLNOSE AMELIA POLISHED	320-69-867	320-69-868	320-69-870	320-69-869	21	20	5	2380	595

General Specifications

DESCRIPTION	METHOD	UNIT	12"x24" POLISHED	12"x24" MATTE	6"x36" MATTE	18"x36" MATTE
THICKNESS		mm - in	9.8 mm – 3/8 in	9.8 mm – 3/8 in	11 mm – 7/16 in	11 mm – 7/16 in
WATER ABSORPTION	EN ISO 10545-3	(%)	≤ 0.5	≤ 0.5	≤ 0.5	≤ 0.5
ABRASION RESISTANCE	EN ISO 10545-7	(PEI)	Class 4	Class 4	Class 4	Class 4
SCRATCH HARDNESS		(Mohs)	6	7	7	7
BREAKING STRENGTH	EN ISO 10545-4	(lbf)	≥ 292	≥ 292	≥ 292	≥ 292
CHEMICAL RESISTANCE	EN ISO 10545-13	(GL)	Class B – Res.	Class A – Res.	Class A – Res.	Class A – Res.
FROST RESISTANCE	EN ISO 10545-12		Fully Resistant	Fully Resistant	Fully Resistant	Fully Resistant
STATIC COF (WET)	ASTM C-1028	(μ)	< 0.60	≥ 0.60	≥ 0.60	≥ 0.60
STATIC COF (DRY)	ASTM C-1028	(μ)	≥ 0.80	≥ 0.70	≥ 0.70	≥ 0.70
DCOF (WET)	ANSI B101.3		< 0.42	≥ 0.50	≥ 0.50	≥ 0.50
SHADE VARIATION			V3	V3	V3	V3




**TILE + STONE
SOURCE**

Know Your Tile

Tile + Stone Source

#105, 6204 6A St SE
Calgary, AB T2H 2B7
403.252.8868

15304 111 Ave NW
Edmonton, AB T5M 4C8
780.756.8453

www.tilestonesource.com