





FIELD TILES



Cobblestone
Field 3" x 12" (74303)



Cobblestone
Field 3" x 6" (74302)



Cobblestone
Field 4" x 4" (74301)



Atlas Crown - Cobblestone
Crown 2 1/4" x 11 3/4" (74308)



Continent Dome - Cobblestone
Dome 1 3/8" x 11 3/4" (74309)



Territory Dome - Cobblestone
3/4" x 11 3/4" (74312)



Cobblestone
Field Hex 5 3/16" x 9 1/8" (74315)



Riverwash
Field 3" x 12" (74403)



Riverwash
Field 3" x 6" (74402)



Riverwash
Field 4" x 4" (74401)



Atlas Crown - Riverwash
2 1/4" x 11 3/4" (74408)



Continent Dome - Riverwash
1 3/8" x 11 3/4" (74409)



Territory Dome - Riverwash
3/4" x 11 3/4" (74412)



Riverwash
Field Hex 5 3/16" x 9 1/8" (74415)



Sand Bar
Field 3" x 12" (74103)



Sand Bar
Field 3" x 6" (74102)



Sand Bar
Field 4" x 4" (74101)



Atlas Crown - Sand Bar
2 1/4" x 11 3/4" (74108)



Continent Dome - Sand Bar
1 3/8" x 11 3/4" (74109)



Territory Dome - Sand Bar
3/4" x 11 3/4" (74112)



Sand Bar
Field Hex 5 3/16" x 9 1/8" (74115)



Spanish Moss
Field 3" x 12" (74203)



Spanish Moss
Field 3" x 6" (74202)



Spanish Moss
Field 4" x 4" (74201)



Atlas Crown - Spanish Moss
2 1/4" x 11 3/4" (74208)



Continent Dome - Spanish Moss
1 3/8" x 11 3/4" (74209)




Territory Dome - Spanish Moss
3/4" x 11 3/4" (74212)




Spanish Moss
Field Hex 5 3/16" x 9 1/8" (74215)


NU OASIS MOSAICS



Cobblestone 9 1/4" x 10 1/2" (74317)



Sand Bar 9 1/4" x 10 1/2" (74117)



Riverwash 9 1/4" x 10 1/2" (74417)



Spanish Moss 9 1/4" x 10 1/2" (74217)





Cobblestone 11 3/8" x 11 1/2" (74314)



Sand Bar 11 3/8" x 11 1/2" (74114)



Cobblestone 12 7/8" x 10 3/4" (74311)




Sand Bar 12 7/8" x 10 3/4" (74111)



Riverwash 11 3/8" x 11 1/2" (74414)



Spanish Moss 11 3/8" x 11 1/2" (74214)



Riverwash 12 7/8" x 10 3/4" (74411)



Spanish Moss 12 7/8" x 10 3/4" (74211)



THE CANYONS MOSAICS



Cobblestone 12" x 12 3/8" (74316)



Sand Bar 12" x 12 3/8" (74116)



Riverwash 12" x 12 3/8" (74416)




Spanish Moss 12" x 12 3/8" (74216)



PRODUCT OFFERINGS

ATLAS	Field 4" x 4"	Field 3" x 6"	Field 3" x 12"	Field Hex 5 3/16" x 9 1/8"	Single Bullnose 4" x 4"	Single Bullnose 3" x 12"	Double Bullnose 3" x 3"	Double Bullnose 4" x 4"	Atlas Crown 2 1/4" x 11 3/4"	Continent Dome 1 3/8" x 11 3/4"	Territory Dome 3/4" x 11 3/4"	Nu Oasis Mosaic 9 1/4" x 10 1/2"	Island Pier Mosaic 12 7/8" x 10 3/4"	The Canyons Mosaic 12" x 12 5/8"	The Keys Mosaic 11 3/8" x 11 1/2"
Sand Bar	74101	74102	74103	74115	74104	74105	74106	74107	74108	74109	74112	74117	74111	74116	74114
Spanish Moss	74201	74202	74203	74215	74204	74205	74206	74207	74208	74209	74212	74217	74211	74216	74214
Cobblestone	74301	74302	74303	74315	74304	74305	74306	74307	74308	74309	74312	74317	74311	74316	74314
Riverwash	74401	74402	74403	74415	74404	74405	74406	74407	74408	74409	74412	74417	74411	74416	74414
Unit of Measure	Sq. Ft	Sq. Ft	Sq. Ft	Sq. Ft	Each	Each	Each	Each	Each	Each	Each	Each	Each	Each	Each



Field 3" x 12"




Single Bullnose 4" x 4"




Double Bullnose 4" x 4"



Double Bullnose 3" x 3"



Field 3" x 6"



Single Bullnose 3" x 12"



Continent Dome 1 3/8" x 11 3/4"



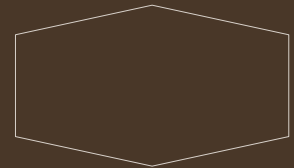
Field 4" x 4"




Atlas Crown 2 1/4" x 11 3/4"




Territory Dome 3/4" x 11 3/4"




Field Hex 5 3/16" x 9 1/8"




Nu Oasis Mosaic
9 1/4" x 10 1/2"



The Keys Mosaic
11 3/8" x 11 1/2"



The Canyons Mosaic
12" x 12 3/8"



Island Pier Mosaic
12 7/8" x 10 3/4"

Cover Image: Field Hex - Sand Bar 5 3/16" x 9 1/8" (74115)

Please Note:

All product shots are artistic interpretations of actual product. Due to the nature of the printing process, we recommend obtaining physical samples of product for actual color representation.

Atlas is a signature hand crafted crackle gloss ceramic line. Due to the nature of boutique tile making, some shade variation can be expected between lots. Blending of product is recommended for best installation results. All Atlas products are recommended for interior wall use only.

Designed & imported by Jeffrey Court in California.

620 Parkridge Avenue
Norco, California 92860

P | 951.340.3383
F | 951.340.2429

www.JeffreyCourt.com

PRODUCT TESTING

Properties	ASTM	Results
Bond Strength	C-482	>100 psi
Chemical Resistance	C-650	Unaffected
Scratch Hardness	MOHS Scale	5.0 MOHS
Break Strength	C-648	>600 lbs.
Water Absorption	C-1026	7-11%
Thickness	N/A	10mm

ATTENTION | All crackle glazes will stain if not properly sealed. Jeffrey Court highly recommends sealing all crackle glazes with a high quality penetrating sealer prior to grouting. Consult sealer manufacturer recommendations for reapplication as part of an ongoing maintenance routine.



JEFFREY COURT
CREATE AN IMPRESSION

C-CH17-2016