


Icon Mosaic - 12 1/4" x 12 5/8" (51538)




Field - 3" x 6" (51527)




Field - 5 1/4" x 9" (51530)




Retro Mosaic - 10 7/16" x 12 1/4" (51539)



Field - 6" x 12" (51528)




Field - 3" x 12" (51529)




Single Bullnose - 3" x 6" (51532)



Double Bullnose - 3" x 3" (51531)




Rail Moulding - 7/8" x 6" (51534)



Ramp Edge Moulding - 1/2" x 6" (51533)




Grand Moulding - 4 7/16" x 6" (51536)



Sash Moulding - 2 1/2" x 6" (51535)




Icon Mosaic - 12 1/4" x 12 5/8" (51550)



Field - 3" x 6" (51540)




Field - 5 1/4" x 9" (51543)




Retro Mosaic - 10 7/16" x 12 1/4" (51551)



Field - 6" x 12" (51541)



Field - 3" x 12" (51542)



Single Bullnose - 3" x 6" (51545)



Double Bullnose - 3" x 3" (51544)




Rail Moulding - 7/8" x 6" (51547)



Ramp Edge Moulding - 1/2" x 6" (51546)




Grand Moulding - 4 7/16" x 6" (51549)




Sash Moulding - 2 1/2" x 6" (51548)




# MATTE MOUNTAIN MIST




Icon Mosaic - 12 1/4" x 12 5/8" (51562)



Retro Mosaic - 10 7/16" x 12 1/4" (51563)



Single Bullnose - 3" x 6" (51557)




Rail Moulding - 7/8" x 6" (51559)



Grand Moulding - 4 7/16" x 6" (51561)




Field - 3" x 6" (51552)



Field - 5 1/4" x 9" (51555)




Field - 6" x 12" (51553)




Field - 3" x 12" (51554)



Double Bullnose - 3" x 3" (51556)



Ramp Edge Moulding - 1/2" x 6" (51558)




Sash Moulding - 2 1/2" x 6" (51560)







# MATTE ENCHANTED SHADOW



Icon Mosaic - 12 1/4" x 12 5/8" (51574)



Retro Mosaic - 10 7/16" x 12 1/4" (51575)



Single Bullnose - 3" x 6" (51569)




Rail Moulding - 7/8" x 6" (51571)



Grand Moulding - 4 7/16" x 6" (51573)



Field - 3" x 6" (51564)



Field - 5 1/4" x 9" (51567)




Field - 6" x 12" (51565)



Field - 3" x 12" (51566)



Double Bullnose - 3" x 3" (51568)




Ramp Edge Moulding - 1/2" x 6" (51570)




Sash Moulding - 2 1/2" x 6" (51572)








Petal Glass | White - 10" x 11" (51576)




Petal Glass | Taupe - 10" x 11" (51577)



Hue Stack | Aluminum - 11 1/2" x 11 3/4" (51520)



Hue Stack | Twine - 11 1/2" x 11 3/4" (51521)



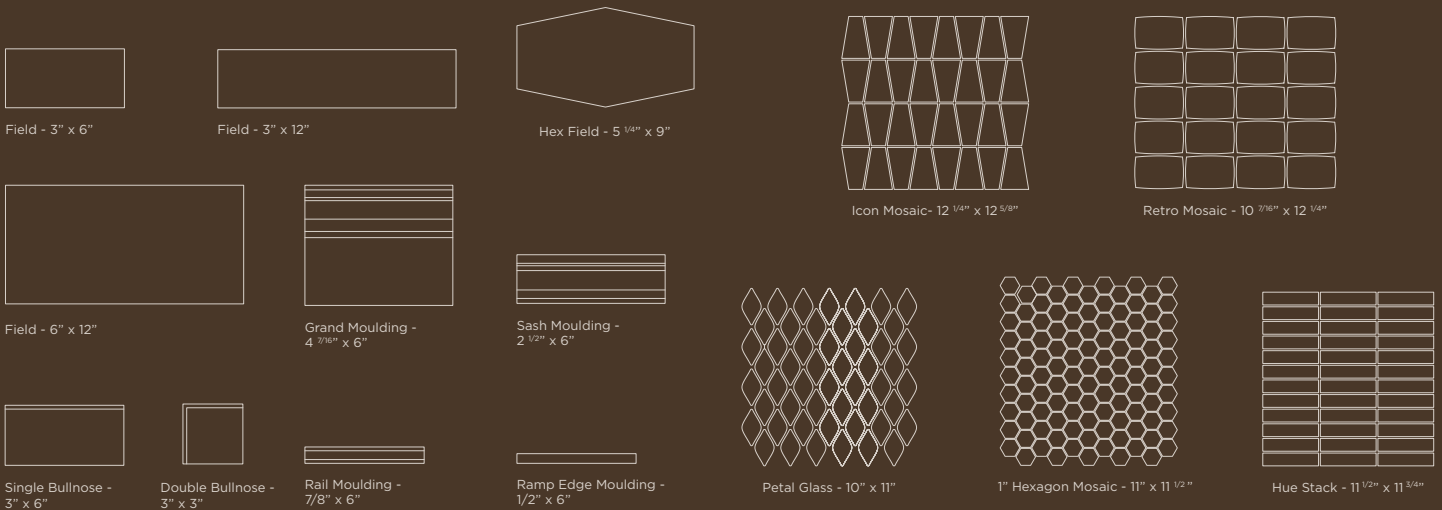
Hexagon | Crescent White - 11" x 11 1/2" (51537)





# PRODUCT OFFERINGS

STUDIO GAZETTE	Field 3" x 6"	Hex Field 5 1/4" x 9"	Field 3" x 12"	Field 6" x 12"	Grand Moulding 4 7/16" x 6"	Sash Moulding 2 1/2" x 6"	Single Bullnose 3" x 6"	Double Bullnose 3" x 3"	Ramp Edge Moulding 1/2" x 6"	Rail Moulding 7/8" x 6"	Icon Mosaic 12 1/4" x 12 5/8"	Retro Mosaic 10 7/16" x 12 1/4"	Petal Glass 10" x 11"	Hue Stack 11 1/2" x 11 3/4"	1" Hexagon Mosaic 11" x 11 1/2"
Matte - Starry White	51527	51530	51529	51528	51536	51535	51532	51531	51533	51534	51538	51539			
Matte - Crisp Linen	51540	51543	51542	51541	51549	51548	51545	51544	51546	51547	51550	51551			
Matte - Mountain Mist	51552	51555	51554	51553	51561	51560	51557	51556	51558	51559	51562	51563			
Matte - Enchanted Shadow	51564	51567	51566	51565	51573	51572	51569	51568	51570	51571	51574	51575			
Aluminum														51520	
Twine														51521	
White													51576		
Taupe													51577		
Crescent White															51537
Unit of Measure	Sq. Ft	Sq. Ft	Sq. Ft	Sq. Ft	Each	Each	Each	Each	Each	Each	Each	Each	Each	Each	Each



Cover Image: Matte Starry White | Icon Mosaic- 12 1/4" x 12 5/8" (51538) ;  
Sash Moulding - 2 1/2" x 6" (51535) ; Field - 6" x 12" (51528) ;  
Crescent White | 1" Hexagon - 11" x 11 1/2" (51537)

## PRODUCT TESTING

Properties <sup>1</sup>	ASTM	ANSI	Results
Coefficient of Friction <sup>2</sup>	C-1028	VARIABLES	Dry .75 Wet .77
Abrasion <sup>3</sup>	C1027	Class II	600 Rev.
Scratch Hardness	Mohs Scale	N/A	6.0 Mohs
Break Strength	C-648	>125lbf	269lbf
Water Absorption	C-373	Non-vitreous	16.3%
Thickness	N/A	N/A	10mm

<sup>1</sup>The values vary from lot to lot. <sup>2</sup>Dry & Wet values from independent test laboratory. <sup>3</sup>Class I Light Traffic Areas, Class II Medium Light Traffic Areas, Class III Medium Traffic Areas, Class IV Heavy Traffic Areas, Class IV+ Heavy Traffic Areas (High Resistance to scratches and stains)

### PLEASE NOTE:

All product shots are artistic interpretations of actual product. Due to the nature of the printing process, we recommend obtaining physical samples of product for actual color representation.

Designed & imported by Jeffrey Court in California.

620 Parkridge Avenue  
Norco, California 92860

P | 951.340.3383  
F | 951.340.2429

www.JeffreyCourt.com