



## CHAPTER 3 – STREAM STONE OUTLINE

### Introduction

Chapter 3 Stream Stone is known for its neutral color palette and understated contemporary flair. It has been a staple of the Jeffrey Court Chapter Series since 2010. The revamped Chapter 3 draws its inspiration from contemporary Scandinavian style and introduces subtle textures to the line. Perfectly combining neutral taupe and grey limestones with black and white marbles, Stream Stone creates both an inviting space and modern atmosphere.

### Key Features

Chapter 3 features an assortment of neutral tones and is segmented into two general categories: Natural Stone Fields and Natural Stone Mosaics.

- **Colors**
  - Chapter 3 offers five neutral color options: West End White, Global Grey, Transitional Taupe, Pattern C and Bass Black.
- **Field Tiles**
  - Field tiles are offered in three distinct sizes: 6" x 18" bar tile, 4" x 12" bar tile and a traditional 3" x 6" micro beveled subway. The 6" x 18" and 4" x 12" filed tiles are available in both honed and brushed finishes (with the exception of Transitional Taupe), whereas the 3" x 6" subway is available in a honed finish with a sophisticated micro-beveled edge. Each size and style of field tile was carefully chosen to accentuate both modern taste and enhance the look of its complementary mosaic elements.
- **Mosaics**
  - With a total of seven available mosaics patterns spanning 22 color and shape combinations, Chapter 3 Stream Stone maintains design continuity using its available natural stone palette comprised of two limestone's and two marble selections. Coordinating moulding elements and listellos are available to add remarkable detail to your installation.
  - Most exciting of all, are the nine newest mosaic additions to the Chapter 3 offering. A versatile 1" hexagon is offered in solids of all three field colors and a delicately textured color blend. Alongside the introduction of the 1" Hex, is a stunning bush-hammered stick pattern, affectionately named Lustrous, which has three color-blend arrangements. Additionally, the Platinum mosaic has been expanded to incorporate blends with Transitional Taupe and West End White.
- **Mouldings**
  - Two moulding pieces are offered in this collection: a 1 7/8" crown and a 3/4" x 12" dome.

### Application

Please reference the Application Chart for Chapter 3 on our website, [JeffreyCourt.com](http://JeffreyCourt.com), for more details on recommended applications.

### Testing

Product specifications are listed on each product specific web page on [JeffreyCourt.com](http://JeffreyCourt.com). If available, testing results for applicable products: ceramic, glass, and porcelain, can be found on the back of the respective chapter catalog for easy reference.



Due to the ever-changing nature of stone products, Jeffrey Court does not test natural stone products.

### Installation Tips

- **Blending and Shade Variation**
  - To achieve your desired look, Jeffrey Court recommends that you inspect and confirm the tile and layout prior to installation. Installation of tile constitutes acceptance.
  - For natural stone collections, it is highly recommended to blend products from multiple cartons to ensure a proper uniform look. All issues pertaining to shade variation should be addressed prior to installation.
- **Rating**
  - For specific item-by-item shade variation rating, please reference each product specific web page on JeffreyCourt.com.
- **Setting Materials, Sealers and Grouts**
  - A high-quality white thinset meeting ANSI 118.4 or 118.11 is recommended for best installation results. Always check with setting material manufacturer to ensure suitability of material in setting tiles. A grey mortar, or mastic or adhesives could stain or alter the color of the product.
  - A natural look penetrating sealer is recommended and should be used before and after grouting. Sealing before grouting will ease the cleaning process and will reduce the possibility of staining from colored grouts. Sealing after grouting will ensure that both the grout and natural stone are protected from daily use. It is recommended that the sealer manufacturer's recommended maintenance regimen be followed as part of an ongoing care during the lifetime of the product.
  - As per the Tile Council of North America (TCNA): "For cementitious grout, joints smaller than 1/8" generally should only be grouted with unsanded grout, and joints of 1/8" and larger should only be grouted with sanded grout."
  - Grout color is part of the design process and considerations must be made. A grout choice closest to the color and hue of the tile being grouted can be considered the safest choice.

\* Urethane grout was used on the touch boards for this collection, pre-sealing any matte/frosted tiles prior to grouting with urethane grout is required. Suggested recommendation: Aqua Mix® Grout Release.
- **Cutting**
  - A professional grade wet saw outfitted with a high-quality diamond blade designed for cutting tiles is recommended. Always cut tiles with the face up.

### Merchandising

The marketing and merchandising of this collection is supported by montage boards, touch boards and A&D sample cards which aid in displaying the full product line. All of these point of purchase materials are accompanied by the Chapter 3 Stream Stone catalog. Showroom installation and loose sample pieces can also be ordered at a discounted price.

Visit the Jeffrey Court website, JeffreyCourt.com, to gain inspiration on the design possibilities offered with Chapter 3 Stream Stone.



Chapter 3 Stream Stone captures the beautiful Scandinavian contemporary style with simple colors, shapes, finishes and functional beauty. Field tiles shown below in unique plank shapes are offered in two very contemporary honed and brushed finishes. When accompanied with the clean lines from the numerous mosaic, listello, and moulding pieces featured in this catalog, Stream Stone allows a wide variety of bathroom and kitchen design possibilities.



**Global Grey - 6"x 18"**  
Honed Finish (30102) Brushed Finish (30104)



**Transitional Taupe - 6"x 18"**  
Available in Honed Finish Only (30202)



**Cross Veins:** The Global Grey and Transitional Taupe are limestone with very unique veining characteristics. As shown in the expanded windows above, these stones can have cross veins that to an untrained eye can be mistaken for hairline cracks.



**West End White - 6"x 18"**  
Honed Finish (30302) Brushed Finish (30304)



**Global Grey - 4"x 12"**  
Honed Finish (30101) Brushed Finish (30103)



**Global Grey - 3"x 6"**  
Beveled Honed Finish (30108)




**Transitional Taupe - 4"x 12"**  
Available in Honed Finish Only (30201)



**Transitional Taupe - 3"x 6"**  
Beveled Honed Finish (30208)



**West End White - 4"x 12"**  
Honed Finish (30301) Brushed Finish (30303)



**West End White - 3"x 6"**  
Beveled Honed Finish (30308)

# NATURAL STONE MOSAICS

Stream Stone mosaics add contemporary flair to backsplashes, tub enclosures, bathroom floors, fireplace facades, or any decorative interior wall or floor. The pattern choices stay true to a contemporary lifestyle, clean, unembellished, and quite stylish. The mosaic color choices coordinate perfectly with the field tiles making Chapter 3 very design friendly.



**Modernique A** - 12" x 12" (30909)



**Sleek A** - 12" x 12" (30904)



**Modish A** - 11 3/4" x 12" (30907)



**Modernique B** - 12" x 12" (30910)



**Sleek B** - 12" x 12" (30905)



**Modish B** - 11 3/4" x 12" (30908)



**Modernique C** - 12" x 12" (30911)



**Sleek C** - 12" x 12" (30906)



Pictured: **Modish A** - 11 3/4" x 12" (30907)

# NATURAL STONE MOSAICS



**Moderna A** - 12 3/8" x 12" (30901)



**Moderna B** - 12 3/8" x 12" (30902)



**Moderna C** - 12 3/8" x 12" (30903)



**Moderna D** - 12 3/8" x 12" (30916)



**1" Hexagon A** - 11 5/8" x 11 1/4" (30918)



**1" Hexagon B** - 11 5/8" x 11 1/4" (30919)



**1" Hexagon C** - 11 5/8" x 11 1/4" (30920)



**1" Hexagon D** - 11 5/8" x 11 1/4" (15184)



Pictured: **Lustrous B** - 10 3/4" x 11 7/8" (30922) ; **Field Honed** - Transitional Taupe - 4" x 12" (30201) ; **Field Honed** - Transitional Taupe - 6" x 18" (30202) ; **Dome** - Transitional Taupe - 3/4" x 12" (30206)



## NATURAL STONE MOSAICS



**Lustrous A** - 10 3/4" x 11 7/8" (30924)



**Lustrous B** - 10 3/4" x 11 7/8" (30922)



**Lustrous C** - 10 3/4" x 11 7/8" (30923)



**Platinum A** - 11 3/4" x 11 3/4" (30917)



**Platinum B** - 11 3/4" x 11 3/4" (30925)



**Platinum C** - 11 3/4" x 11 3/4" (30926)

## LISTELLOS + MOULDINGS



**Hip Listel A** - 3 1/4" x 11 1/4" (30914)



**Hip Listel B** - 3 1/4" x 11 1/4" (30921)



**Global Grey**  
 · Crown - 1 7/8" x 12" (30107)  
 · Dome - 3/4" x 12" (30106)



**Transitional Taupe**  
 · Crown - 1 7/8" x 12" (30207)  
 · Dome - 3/4" x 12" (30206)



**West End White**  
 · Crown - 1 7/8" x 12" (18117)  
 · Dome - 3/4" x 12" (18116)



**Bass Black**  
 · Crown - 1 7/8" x 12" (18419)  
 · Dome - 3/4" x 12" (18420)

Decorative listellos, borders, liners, and mouldings add practical sophistication to Stream Stone installations. Use mouldings in a direct horizontal application, or to frame a highlighted mosaic panel. The very urban patterns of the listellos and borders infuse a modern artistic element to any installation.




# PRODUCT OFFERINGS

STREAM STONE MOSAICS	Moderna Pattern - 12 3/4" x 12"	Sleek Pattern A - 12" x 12"	Sleek Pattern B - 12" x 12"	Sleek Pattern C - 12" x 12"	Modish Pattern A - 11 3/4" x 12"	Modish Pattern B - 11 3/4" x 12"	Modernique Pattern A - 12" x 12"	Modernique Pattern B - 12" x 12"	Modernique Pattern C - 12" x 12"	Platinum Pattern - 11 3/4" x 11 3/4"	Lustrous Pattern A - 10 3/4" x 11 7/8"	Lustrous Pattern B - 10 3/4" x 11 7/8"	Lustrous Pattern C - 10 3/4" x 11 7/8"	1" Hexagon Pattern - 11 3/4" x 11 3/4"
Global Grey	30901									30917				30918
Transitional Taupe	30902									30925				30919
West End White	30916									30926				15184
Bass Black														
Color Blend	30903	30904	30905	30906	30907	30908	30909	30910	30911		30924	30922	30923	30920

STREAM STONE FIELD TILES	Field Honed - 4" x 12"	Field Brushed - 4" x 12"	Field Honed - 6" x 18"	Field Brushed - 6" x 18"	Beveled Field Honed - 3" x 6"
Global Grey	30101	30103	30102	30104	30108
Transitional Taupe	30201		30202		30208
West End White	30301	30303	30302	30304	30308
Bass Black					
Color Blend					

STREAM STONE CROWNS + DOMES	Dome - 3/4" x 12"	Crown - 1 7/8" x 12"	Hip Listel A - 3 7/8" x 11 3/4"	Hip Listel B - 3 7/8" x 11 3/4"
Global Grey	30106	30107		
Transitional Taupe	30206	30207		
West End White	18116	18117		
Bass Black	18420	18419		
Color Blend			30914	30921



Field Tile 6" x 18"



Field 4" x 12"



Beveled Field 3" x 6"




Hip Listel 3 7/8" x 11 3/4"




Dome 3/4" x 12"




Crown 1 7/8" x 12"



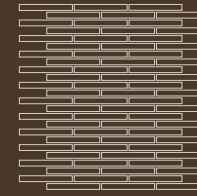
Sleek 12" x 12"




Platinum 11 3/4" x 11 3/4"




1" Hexagon 11 3/4" x 11 3/4"




Lustrous 10 3/4" x 11 7/8"



Modernique 12" x 12"



Modish 11 3/4" x 12"



Moderna 12 3/4" x 12"

PRODUCT TESTING	West End White (Honed)	West End White (Brushed)	Transitional Taupe (Honed)	Global Grey (Honed)	Global Grey (Brushed)
ASTM c1028 (Dry)	0.77	0.77	0.78	0.84	0.84
ASTM c1028 (Wet)	0.63	0.63	0.62	0.7	0.7
ASTM c97 Absorption	0.14	0.14	1.37	7.64	7.64
ASTM c97 Density	169.4 lb/ft <sup>3</sup>	169.4 lb/ft <sup>3</sup>	175.3 lb/ft <sup>3</sup>	141.5 lb/ft <sup>3</sup>	141.5 lb/ft <sup>3</sup>
ASTM c170 Break Strength (Dry)	1122 PSI	1122 PSI	22404 PSI	9971 PSI	9971 PSI
ASTM c170 Break Strength (Wet)	8527 PSI	8527 PSI	18252 PSI	8835 PSI	8835 PSI

Cover Image: Beveled Field Honed - Global Grey 3" x 6" (30108)

Please Note:

All product shots are artistic interpretations of actual product. Due to the nature of the printing process, we recommend obtaining physical samples of product for actual color representation.

Chapter 3 Stream Stone reflects the shade variations associated with natural stone. As with all natural stone tiles, we strongly recommend laying out and blending the tiles prior to installation. This step will ensure a proper color blend in order to achieve a classic look for your installation.

Jeffrey Court highly recommends sealing all natural stone tiles with a high quality sealer prior to grouting to ensure an easy cleaning and as part of a maintenance regimen. Consult your sealer manufacturer for reapplication recommendations as part of an ongoing maintenance routine.

Designed & imported by Jeffrey Court in California.

620 Parkridge Avenue  
Norco, California 92860

P | 951.340.3383  
F | 951.340.2429

www.JeffreyCourt.com



C-CH03-2015

					APPLICATION CHART						
PRODUCT NUMBER	PRODUCT CATEGORY	COLOR NAME	WEIGHTS (lbs)	THICKNESS_MM	APPLICATION CHART						
					EXTERIOR	INTERIOR WALLS (backsplashes, feature walls, tub surrounds )	INTERIOR FLOORS (Light Traffic Only)	WET AREAS ( Pool , Fountains , )	STEAM SHOWERS	STANDARD SHOWER WALLS	STANDARD SHOWER FLOORS
15184	1" Hexagon	Pattern D	4.2	10		X	X			X	X
18116	Dome 3/4" x 12"	West End White	0.62	N/A		X				X	
18117	Crown 1 7/8" x 12"	West End White	1.49	N/A		X				X	
18419	Crown 1 7/8" x 12"	Bass Black	1.36	N/A		X				X	
18420	Dome 3/4" x 12"	Bass Black	0.56	N/A		X				X	
30101	Field 4" x 12" Honed	Global Grey	5.01	10		X	X			X	
30102	Field 6" x 18" Honed	Global Grey	3.57	10		X	X			X	
30103	Field 4" x 12" Brushed	Global Grey	5.01	10		X	X			X	
30104	Field 6" x 18" Brushed	Global Grey	3.57	10		X	X			X	
30106	Dome 3/4" x 12"	Global Grey	0.56	N/A		X				X	
30107	Crown 1 7/8" x 12"	Global Grey	1.3	N/A		X				X	
30201	Field 4" x 12" Honed	Transitional Taupe	4.92	10		X	X			X	
30202	Field 6" x 18" Honed	Transitional Taupe	5.13	10		X	X			X	
30206	Dome 3/4" x 12"	Transitional Taupe	0.6	N/A		X				X	
30207	Crown 1 7/8" x 12"	Transitional Taupe	1.45	N/A		X				X	
30301	Field 4" x 12" Honed	West End White	5.4	10		X	X			X	
30302	Field 6" x 18" Honed	West End White	5.49	10		X	X			X	
30303	Field 4" x 12" Brushed	West End White	5.4	10		X	X			X	
30304	Field 6" x 18" Brushed	West End White	5.49	10		X	X			X	
30901	Moderna	Pattern A	3.99	10		X	X			X	X
30902	Moderna	Pattern B	4.46	10		X	X			X	X
30903	Moderna	Pattern C	4.08	10		X	X			X	X
30904	Sleek	Pattern A	4.69	10		X	X			X	X
30905	Sleek	Pattern B	4.79	10		X	X			X	X
30906	Sleek	Pattern C	4.14	10		X	X			X	X
30907	Modish	Pattern A	4.13	10		X					
30908	Modish	Pattern B	4.25	10		X					
30909	Modernique	Pattern A	4.27	10		X	X				X
30910	Modernique	Pattern B	4.27	10		X	X				X
30911	Modernique	Pattern C	4.27	10		X	X				X
30914	Hip Listel	Pattern A	1.22	10		X	X			X	
30916	Moderna	Pattern D	4.59	10		X				X	
30917	Platinum	Pattern A	2.75	8		X					
30921	Hip Listel	Pattern B	1.22	10		X	X			X	
30108	Beveled Field 3" x 6"	Global Grey	4.16	10		X				X	
30208	Beveled Field 3" x 6"	Transitional Taupe	4.8	10		X				X	
30308	Beveled Field 3" x 6"	West End White	4.96	10		X				X	
30918	1" Hexagon	Pattern A	3.63	9.5		X	X			X	X
30919	1" Hexagon	Pattern B	3.58	9.5		X	X			X	X
30920	1" Hexagon	Pattern C	3.75	9.5		X	X			X	X
30924	Lustrous	Pattern A	3.29	9.5		X				X	
30922	Lustrous	Pattern B	3.29	9.5		X				X	
30923	Lustrous	Pattern C	3.29	9.5		X				X	
30925	Platinum	Pattern B	2.95	8		X					
30926	Platinum	Pattern C	3.09	8		X					

X = Acceptable for use in designated area