



## CHAPTER 5 – STUDIO GAZETTE® OUTLINE

### Introduction

Chapter 5 Studio Gazette® is a machine-made, four color matte ceramic line that also features chic retro-inspired glass elements. We consider this matte ceramic line a cousin to our Chapter 2 Vintage Studio collection as it borrows some of its well-known design traditions, hues, and classic style of Vintage Studio® while incorporating its own unique assortment of field tile and mosaic offerings.

### Key Features

Chapter 5 features eight neutral colors and is segmented into three general categories: fields, mosaics and architectural mouldings.

- **Colors**
  - The color palette of Chapter 5 Studio Gazette is the cornerstone of this collection. Colors include: Matte Starry White, Matte Crisp Linen, Matte Mountain Mist, and Matte Enchanted Shadow. These colors lend Studio Gazette to creating sophisticated neutral backdrops. The hues, shapes and matte finish adapt to interior design styles ranging from Mid-Century Modern to contemporary.
- **Field Tiles**
  - A key feature of Chapter 5 Studio Gazette is the wide variety of field tiles offered in this collection. They are: a 5 1/4" x 9" hex, 3" x 6" subway, 3" x 12" bar, and a larger 6" x 12".
  - The 3" x 6", 3" x 12", and 6" x 12" field tiles can all be installed stacked, offset, in a herringbone pattern, or even mixed to create a custom pattern. This array of options were curated to expand the boundaries of creative possibilities.
- **Mosaics**
  - There are three ceramic mosaic shapes offered: Icon, Retro, and a 1" hexagon mosaic.
    - Icon provides a subtle, yet impactful geometric interest created by its repeating trapezoid pattern.
    - The Retro Mosaic makes an impact with its two points of interest when installed: the ceramic chips (which are reminiscent of vintage TV tubes) and the starburst pattern created by the grout joints.
    - The 1" hexagon mosaic lends itself to traditional installations with subtle geometric interest and is ideal for a shower pan floor.
    - Icon and Retro are available in all four field colors, whereas the 1" hexagon mosaic is only available in Crescent White.
  - Two glass mosaic shapes are offered in this collection: Hue Stack and Petal. Hue Stack's focus is the combination of color and a subtle texture reminiscent of retro elements whereas the Petal Mosaic imparts a classy handcrafted feel. Both glass mosaic shapes are available in two color options that blend well with the field colors of this collection.
- **Mouldings, Trims and Liners**
  - An assortment of corresponding architectural mouldings and trim pieces are also available. Unique Jeffrey Court are our Ramp Edge pieces. These pieces can be used in substitution to a bullnose piece to finish off the edge of an installation. If your design requires traditional bullnose pieces, they are also available as a 3" x 6" SBN and a 3" x 3" DBN.



## Application

Please reference the Application Chart for Chapter 5 on our website, JeffreyCourt.com, for more detail on recommended applications.

## Testing

Product specifications are listed on each product specific web page on JeffreyCourt.com. If available, testing results for applicable products: ceramic, glass, and porcelain, can be found on the back of the respective chapter catalog for easy reference.

## Installation Tips

- **Blending and Shade Variation:**  
To achieve your desired look, Jeffrey Court recommends that you inspect and confirm the tile and layout prior to installation. Installation of tile constitutes acceptance.
- **Rating**
  - For specific item-by-item shade variation rating, please reference each product specific web page on JeffreyCourt.com.
- **Setting Material and Grouts:**
  - A high-quality white thinset meeting ANSI 118.4 or 118.11 is recommended for best installation results. Always check with setting material manufacturer to ensure suitability of material in setting tiles. A grey mortar, or mastic or adhesives could stain or alter the color of the product.
  - As per the Tile Council of North America (TCNA): "For cementitious grout, joints smaller than 1/8" generally should only be grouted with unsanded grout, and joints of 1/8" and larger should only be grouted with sanded grout."
  - Grout color is part of the design process and considerations must be made. A grout choice closest to the color and hue of the tile being grouted can be considered the safest choice.
- **Cutting**
  - A professional grade wet saw outfitted with a high-quality diamond blade designed for cutting tiles is recommended. Always cut tiles with the face up.
  - Sanding of cut glass edges is recommended to ease "sharp" edge.

## Merchandising

The marketing and merchandising of this collection is supported by montage boards, touch boards, designer boards and A&D sample cards which aid in displaying the full product line. Designer Board "A" shows the ceramic color palette utilizing 3" x 6" field tiles, whereas Designer Board "B" displays the available ceramic field tile sizes, architectural moldings, and trim pieces. All of these point of purchase materials are accompanied by the Chapter 5 Studio Gazette catalog. Showroom installation and loose sample pieces can also be ordered at a discounted price.

Visit the Jeffrey Court website, JeffreyCourt.com, to gain inspiration on the design possibilities offered with Chapter 5 Studio Gazette.













Icon Mosaic - 12 1/4" x 12 5/8" (51538)




Field - 3" x 6" (51527)




Field - 5 1/4" x 9" (51530)




Retro Mosaic - 10 7/16" x 12 1/4" (51539)




Field - 6" x 12" (51528)



Field - 3" x 12" (51529)




Single Bullnose - 3" x 6" (51532)



Double Bullnose - 3" x 3" (51531)




Rail Moulding - 7/8" x 6" (51534)



Ramp Edge Moulding - 1/2" x 6" (51533)




Grand Moulding - 4 7/16" x 6" (51536)



Sash Moulding - 2 1/2" x 6" (51535)




Icon Mosaic - 12 1/4" x 12 5/8" (51550)




Field - 3" x 6" (51540)




Field - 5 1/4" x 9" (51543)




Retro Mosaic - 10 7/16" x 12 1/4" (51551)



Field - 6" x 12" (51541)



Field - 3" x 12" (51542)




Single Bullnose - 3" x 6" (51545)



Double Bullnose - 3" x 3" (51544)




Rail Moulding - 7/8" x 6" (51547)



Ramp Edge Moulding - 1/2" x 6" (51546)




Grand Moulding - 4 7/16" x 6" (51549)




Sash Moulding - 2 1/2" x 6" (51548)




# MATTE MOUNTAIN MIST



Icon Mosaic - 12 1/4" x 12 5/8" (51562)



Retro Mosaic - 10 7/16" x 12 1/4" (51563)




Single Bullnose - 3" x 6" (51557)




Rail Moulding - 7/8" x 6" (51559)



Grand Moulding - 4 7/16" x 6" (51561)




Field - 3" x 6" (51552)



Field - 5 1/4" x 9" (51555)




Field - 6" x 12" (51553)




Field - 3" x 12" (51554)



Double Bullnose - 3" x 3" (51556)



Ramp Edge Moulding - 1/2" x 6" (51558)




Sash Moulding - 2 1/2" x 6" (51560)







# MATTE ENCHANTED SHADOW



Icon Mosaic - 12 1/4" x 12 5/8" (51574)



Retro Mosaic - 10 7/16" x 12 1/4" (51575)



Single Bullnose - 3" x 6" (51569)




Rail Moulding - 7/8" x 6" (51571)



Grand Moulding - 4 7/16" x 6" (51573)



Field - 3" x 6" (51564)



Field - 5 1/4" x 9" (51567)




Field - 6" x 12" (51565)



Field - 3" x 12" (51566)



Double Bullnose - 3" x 3" (51568)




Ramp Edge Moulding - 1/2" x 6" (51570)




Sash Moulding - 2 1/2" x 6" (51572)








Petal Glass | White - 10" x 11" (51576)



Petal Glass | Taupe - 10" x 11" (51577)



Hue Stack | Aluminum - 11 1/2" x 11 3/4" (51520)



Hue Stack | Twine - 11 1/2" x 11 3/4" (51521)



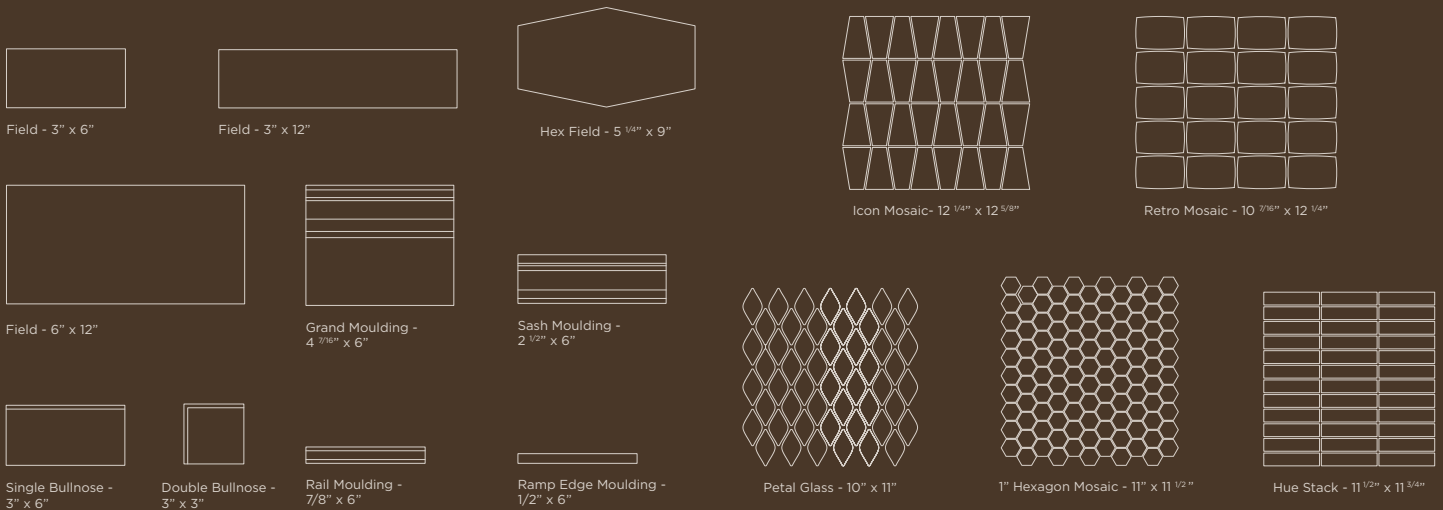
Hexagon | Crescent White - 11" x 11 1/2" (51537)





# PRODUCT OFFERINGS

STUDIO GAZETTE	Field 3" x 6"	Hex Field 5 1/4" x 9"	Field 3" x 12"	Field 6" x 12"	Grand Moulding 4 7/16" x 6"	Sash Moulding 2 1/2" x 6"	Single Bullnose 3" x 6"	Double Bullnose 3" x 3"	Ramp Edge Moulding 1/2" x 6"	Rail Moulding 7/8" x 6"	Icon Mosaic 12 1/4" x 12 5/8"	Retro Mosaic 10 7/16" x 12 1/4"	Petal Glass 10" x 11"	Hue Stack 11 1/2" x 11 3/4"	1" Hexagon Mosaic 11" x 11 1/2"
Matte - Starry White	51527	51530	51529	51528	51536	51535	51532	51531	51533	51534	51538	51539			
Matte - Crisp Linen	51540	51543	51542	51541	51549	51548	51545	51544	51546	51547	51550	51551			
Matte - Mountain Mist	51552	51555	51554	51553	51561	51560	51557	51556	51558	51559	51562	51563			
Matte - Enchanted Shadow	51564	51567	51566	51565	51573	51572	51569	51568	51570	51571	51574	51575			
Aluminum														51520	
Twine														51521	
White													51576		
Taupe													51577		
Crescent White															51537
Unit of Measure	Sq. Ft	Sq. Ft	Sq. Ft	Sq. Ft	Each	Each	Each	Each	Each	Each	Each	Each	Each	Each	Each



Cover Image: Matte Starry White | Icon Mosaic- 12 1/4" x 12 5/8" (51538) ;  
 Sash Moulding - 2 1/2" x 6" (51535) ; Field - 6" x 12" (51528) ;  
 Crescent White | 1" Hexagon - 11" x 11 1/2" (51537)

## PRODUCT TESTING

Properties <sup>1</sup>	ASTM	ANSI	Results
Coefficient of Friction <sup>2</sup>	C-1028	VARIABLES	Dry .75 Wet .77
Abrasion <sup>3</sup>	C1027	Class II	600 Rev.
Scratch Hardness	Mohs Scale	N/A	6.0 Mohs
Break Strength	C-648	>125lbf	269lbf
Water Absorption	C-373	Non-vitreous	16.3%
Thickness	N/A	N/A	10mm

<sup>1</sup>The values vary from lot to lot. <sup>2</sup>Dry & Wet values from independent test laboratory. <sup>3</sup>Class I Light Traffic Areas, Class II Medium Light Traffic Areas, Class III Medium Traffic Areas, Class IV Heavy Traffic Areas, Class IV+ Heavy Traffic Areas (High Resistance to scratches and stains)

### PLEASE NOTE:

All product shots are artistic interpretations of actual product. Due to the nature of the printing process, we recommend obtaining physical samples of product for actual color representation.

Designed & imported by Jeffrey Court in California.

620 Parkridge Avenue  
 Norco, California 92860

P | 951.340.3383  
 F | 951.340.2429

www.JeffreyCourt.com



## CHAPTER 05 - STUDIO GAZETTE

## APPLICATION CHART

PRODUCT NO.	PRODUCT CATEGORY	COLOR_NAME	THICKNESS_MM	UOM	EXTERIOR	INTERIOR WALLS (Backsplashes, Feature Walls)	INTERIOR FLOORS (Light Traffic Only)	WET AREAS (Pool, Fountains)	STEAM SHOWER	STANDARD SHOWER WALLS	SHOWER FLOOR
51521	Hue Stack Glass	Twine	9.5	EA.		X				X	
51520	Hue Stack Glass	Aluminum	9.5	EA.		X				X	
51527	Field Tile 3" x 6"	Matte - Starry White	10	SQ. FT.		X				X	
51528	Field Tile 6" x 12"	Matte - Starry White	10	SQ. FT.		X				X	
51529	Field Tile 3" x 12"	Matte - Starry White	10	SQ. FT.		X				X	
51530	Field Hex 5 1/4" x 9"	Matte - Starry White	10	SQ. FT.		X				X	
51531	Double Bullnose 3" x 3"	Matte - Starry White	10	EA.		X				X	
51532	Single Bullnose 3" x 6"	Matte - Starry White	10	EA.		X				X	
51533	Ramp Edge Moulding 1/2" x 6"	Matte - Starry White	N/A	EA.		X				X	
51534	Rail Moulding 7/8" x 6"	Matte - Starry White	N/A	EA.		X				X	
51535	Sash Moulding 2 1/2" x 6"	Matte - Starry White	N/A	EA.		X				X	
51536	Grand Moulding 4 7/16" x 6"	Matte - Starry White	N/A	EA.		X				X	
51537	1" Hexagon Mosaic	Matte - Crescent White	6	EA.		X	X			X	X
51538	Icon Mosaic	Matte - Starry White	10	EA.		X				X	
51539	2" x 3" Retro Mosaic	Matte - Starry White	10	EA.		X				X	
51540	Field Tile 3" x 6"	Matte - Crisp Linen	10	SQ. FT.		X				X	
51541	Field Tile 6" x 12"	Matte - Crisp Linen	10	SQ. FT.		X				X	
51542	Field Tile 3" x 12"	Matte - Crisp Linen	10	SQ. FT.		X				X	
51543	Field Hex 5 1/4" x 9"	Matte - Crisp Linen	10	SQ. FT.		X				X	
51544	Double Bullnose 3" x 3"	Matte - Crisp Linen	10	EA.		X				X	
51545	Single Bullnose 3" x 6"	Matte - Crisp Linen	10	EA.		X				X	
51546	Ramp Edge Moulding 1/2" x 6"	Matte - Crisp Linen	N/A	EA.		X				X	
51547	Rail Moulding 7/8" x 6"	Matte - Crisp Linen	N/A	EA.		X				X	
51548	Sash Moulding 2 1/2" x 6"	Matte - Crisp Linen	N/A	EA.		X				X	
51549	Grand Moulding 4 7/16" x 6"	Matte - Crisp Linen	N/A	EA.		X				X	
51550	Icon Mosaic	Matte - Crisp Linen	10	EA.		X				X	
51551	2" x 3" Retro Mosaic	Matte - Crisp Linen	10	EA.		X				X	
51552	Field Tile 3" x 6"	Matte - Mountain Mist	10	SQ. FT.		X				X	
51553	Field Tile 6" x 12"	Matte - Mountain Mist	10	SQ. FT.		X				X	
51554	Field Tile 3" x 12"	Matte - Mountain Mist	10	SQ. FT.		X				X	
51555	Field Hex 5 1/4" x 9"	Matte - Mountain Mist	10	SQ. FT.		X				X	
51556	Double Bullnose 3" x 3"	Matte - Mountain Mist	10	EA.		X				X	
51557	Single Bullnose 3" x 6"	Matte - Mountain Mist	10	EA.		X				X	
51558	Ramp Edge Moulding 1/2" x 6"	Matte - Mountain Mist	N/A	EA.		X				X	
51559	Rail Moulding 7/8" x 6"	Matte - Mountain Mist	N/A	EA.		X				X	
51560	Sash Moulding 2 1/2" x 6"	Matte - Mountain Mist	N/A	EA.		X				X	
51561	Grand Moulding 4 7/16" x 6"	Matte - Mountain Mist	N/A	EA.		X				X	
51562	Icon Mosaic	Matte - Mountain Mist	10	EA.		X				X	
51563	2" x 3" Retro Mosaic	Matte - Mountain Mist	10	EA.		X				X	
51564	Field Tile 3" x 6"	Matte - Enchanted Shadow	10	SQ. FT.		X				X	
51565	Field Tile 6" x 12"	Matte - Enchanted Shadow	10	SQ. FT.		X				X	
51566	Field Tile 3" x 12"	Matte - Enchanted Shadow	10	SQ. FT.		X				X	
51567	Field Hex 5 1/4" x 9"	Matte - Enchanted Shadow	10	SQ. FT.		X				X	
51568	Double Bullnose 3" x 3"	Matte - Enchanted Shadow	10	EA.		X				X	
51569	Single Bullnose 3" x 6"	Matte - Enchanted Shadow	10	EA.		X				X	
51570	Ramp Edge Moulding 1/2" x 6"	Matte - Enchanted Shadow	N/A	EA.		X				X	
51571	Rail Moulding 7/8" x 6"	Matte - Enchanted Shadow	N/A	EA.		X				X	
51572	Sash Moulding 2 1/2" x 6"	Matte - Enchanted Shadow	N/A	EA.		X				X	
51573	Grand Moulding 4 7/16" x 6"	Matte - Enchanted Shadow	N/A	EA.		X				X	
51574	Icon Mosaic	Matte - Enchanted Shadow	10	EA.		X				X	
51575	2" x 3" Retro Mosaic	Matte - Enchanted Shadow	10	EA.		X				X	
51576	Petal Glass	White	8	EA.		X				X	X
51577	Petal Glass	Taupe	8	EA.		X				X	X

X = Acceptable use in designated area