

# NATURAL WOOD SLAT






# NATURAL WOOD SLAT

2 panels per carton

20" x 106" (1.7ft x 8.8ft)



Light Oak  
550-101




Walnut  
550-102




Smoke Oak  
550-102

Crafted from high-density polyester fiber and featuring elegant, 3-sided wood veneer slats, these panels effectively reduce noise by 55% when mounted directly on walls. For even greater sound absorption, install them with an air pocket using battens, achieving an impressive 85% reduction in noise. Available in three stunning colors—Light Oak, Walnut, and Smoke Oak—these panels seamlessly blend functionality with beauty, making them a perfect addition to any space.



**Acoustic Polyester Fiber**  
Designed to adsorb and dampen sound vibrations. Enhances privacy while optimizing room acoustics.



**MDF Slats**  
Eco friendly slats composed of recycled wood fibres and wrapped with real wood.

## TECH DATA

DESCRIPTION	METHOD AND UNIT	PRODUCT
Actual Size	mm - in	520x2700 mm - 20.4x106.3 in
Thickness	mm - in	21.0 mm - 0.827 in
Slat Thickness	mm - in	12.0 mm - 0.472 in
Felt Thickness	mm - in	9.0 mm - 0.354 in
Slat spacing	mm	27-13
Sound Absorption	ASTM C423 - NRC	0.91
Chemical Resistance	EN 13442 - Rating	5
Flame Spread Resistance	ASTM E84-23c - FSI	20
Smoke Developed Index	ASTM E84-23c - SDI	400



# WHY NATURAL WOOD?

Our Natural Wood Slats are crafted with Real Natural Wood Veneer skillfully shaved and wrapped around all visible sides. Of the three distinct finishes found commonly in our market, furniture grade wood veneer is the most sophisticated, providing distinctive characteristics with unique grain patterns that only real wood can provide.



## OUR PRODUCT

### NATURAL REAL WOOD VENEER

- Naturally varying grain patterns adding distinctive character to each panel.
- Created from genuine, full pieces of real wood, which are carefully shaved into thin slices and wrapped around 106” slats.
- Covered on all three sides, which adds complexity to the manufacturing process, but creates a more finished look.



## OTHER BRAND

### ENGINEERED WOOD VENEER

- Composed of layers of wood sheets glued together and manipulating into grain-like patterns.
- Man-made grain pattern is consistent but repetitive.
- May not be wrapped on all sides depending on construction.




## OTHER BRAND

### LAMINATED VINYL VENEER

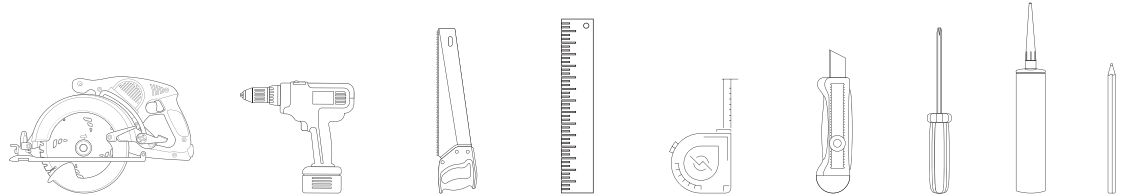
- Printed wood look vinyl is adhered to MDF slats.
- Designed for short-term or budget-friendly applications.
- Often glued only to the face of the MDF slat, not the sides.

# INSTALLATION MANUAL

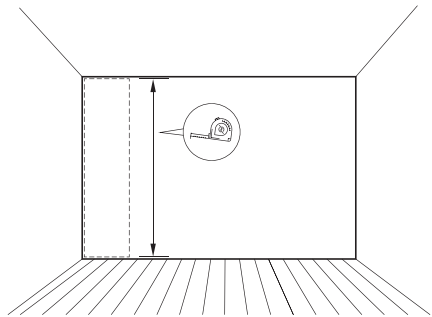
## Contents



## Tools Needed

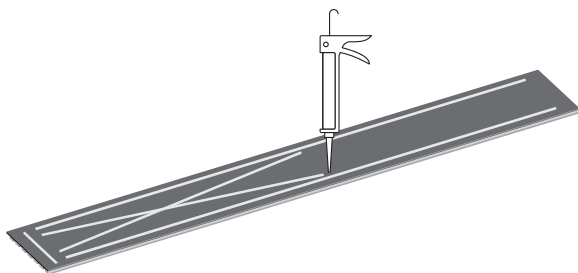



## INSTALLATION STEPS

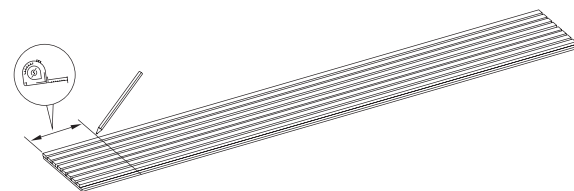


**Step 1:** Measure the size of the installation location, the installation surface should be dry and free of mildew.

**Step 2:** To install the panels on drywall, insert the appropriate anchors and/or locate the studs before drilling. Put the first panel in place and insert the screws, 8 screws per panel, space evenly around the edges.



**Step 3:** (Option) Our panels can be installed on walls using adhesive for a permanent installation. We recommend liquid nail Fuze-It, but any silicon-based construction adhesive will work well.



**Step 4:** If you need to cut the panel cross the slats, flip the panel over, the slats facing down, cut the felt with a utility knife first. Then flip the panel back over with the slats facing upwards, use a handsaw or circular saw to cut the slats at the same place.

